



台灣盛隆建材股份有限公司

Taiwan Shenglong Architecture Material Co., Ltd

www.shenglong.com.tw



SL-1500(透明)

環氧樹脂漆(水性)

綠建材標章證書字號 GBM0101676



水性塗膜類地板材

『前言』 Introduction

SL-1500二液型環氧樹脂材料，取代一般油性材料潮濕面無法接著的困擾，親水性對潮溼地坪接著力好，對水泥地坪密著性佳，具有抗化學性特色，可適用於室內外新工程或舊水泥素地，優異性佳。

SL-1500 EPOXY使用於水泥牆面塗抹、地面的塗佈、地板的防塵、耐蝕、耐水洗等保護塗料。可同時作為底塗、中塗、面塗使用，符合健康綠建材檢測標準(無八大重金屬)、無刺激性。也可廣泛使用於防水防漏，SL-1500 EPOXY亦可添加於水泥砂漿增加強度和防水性。

SL-1500two-component type epoxy material replace the normal oil-based material which can't be used on the wet surface.It is hydrophilic,good adhesive even to the wet terrace.It is also anti-chemical and suitable to use indoor and outdoor new project and old cement ground.

SL-1500 epoxy is suitable for the cement wall coating,floor coating,floor anti-dust,anti corrosion and water washing resistant. It is a nonirritating green building material. It is widely use in waterproofing and leak-proof project. SL-1500 epoxy can be added into cement mortar to enhance strength and waterproof.

『產品特性』 Product Characters

✓ 親水性 / Hydrophilic :

潮濕面可施工，不產生斥水性，不影響其接著性，排除油性材料於潮濕面無法施工窘境。It can be used on the wet surface,combine with water and it has no impact on the adhesion epoxy can be added into cement mortar to enhance the strength and waterproof.

✓ 無毒性 / Non-toxic :

微量(極低)重金屬、TVOC，對人體無害，健康綠建材產品。Low conation of heavy metal,TVOC,It is not harmful to human body,it is a green building material product.

✓ 化學性 / Chemical resistance :

耐弱酸、鹼、鹽、汽油、藥...等化學溶劑。It is acid,alkaili,salt and petrol etc.resistant.


✓ 耐磨性 / Wearable :

膜體堅韌、耐磨、耐衝擊。The membrane is pliable,wearable the shock resistant.

✓ 施工性 / Construction :

無溶劑，施工時不會因吸入溶劑造成暈眩、嘔吐，一體成型無接縫，能以水為稀釋劑、清洗劑、施工簡便。No smell.It won't cause dizziness or vomint to the construction workers.No seams.Water can be the thinner and cleanser.Very easy to use.

✓ 符合國家標準檢驗：本產品符合國家標準檢驗CNS4938 conform CNS4938



『產品用途』 Product use

- 施工面打底密封。
Prime and seal the construction wet surface.
- 新舊混凝土灌漿接著材。
New and old concrete inject the adhesive material.
- 乾、濕壁體補強堵漏。
Dry and wet wall strengthen and stop leaking.
- 孔洞、蜂巢補修、填縫。
Hole,honeycomb repair and crack filling.
- 密閉區域或通風不良處防潮塗佈。
Close area or the poor ventilation area damp proof coating.
- 速凝防水塗料SL-260打底。
Indoor and outdoor wall anti-acid and anti-alkali SL-260 coating.
- 建築物內外牆塗佈防蝕、防水。
Building inside and outside wall anti-corrosion and waterproof coating.
- 儲水槽、水櫃、牆面、地面防水、耐蝕塗佈。
Water tank and wall.floor waterproof and anti-corrosion coating.
- 停車場耐磨地坪、止滑車道、耐重機械地坪。
Parking lot wearable terrace and anti-slip car lane,heavy machine terrace.
- 地面、牆面防塵、防水泥粉化、防止水泥面起砂。
Floor,wall anti-dust,cement chalking resistant, cement surface sanding resistant.
- 游泳池之地面、牆面防水性塗佈。
Swimming pool floor,wall waterproof and anti-medical coating.
- 消防池、汙水坑、溫水池、溫泉水池防蝕、防漏。
Fire pool,cesspool,warm water pool,spa pool anti-corrosion and anti-leaking.
- 水箱及造景魚池皆可使用。
Water tank and sight fish pond.
- 藥品GMP、食品FGMP、電子廠、電腦廠、倉庫…等需防塵、防污染的廠區及地區。
Medic GMP,foodFGMP,electronic plant,warehouse etc.anti-dust,anti-pollution plant. area terrace.



『參考工法』 Reference working methods

工法 Working Method	一底 one bottom	一底二度 one bottom two coating	RB-5	FRP	止滑.麻面 anti-slip mat finish	鏡面 mirror finish	高低壓 灌注 high low pressure injection
防水耐磨地坪底塗 Waterproof wearable Terrace bottom coating	●						
污水槽 Cesspool				●			
水池水箱 Water pool Water tank			▲	●			
化學槽 Chemical tank				●			
溫泉水池 Spa water poof			▲	●			
污水管 Waste water pipe		●					
停車場 Parking lot					●		
無塵室 Anti-dust room		▲				●	

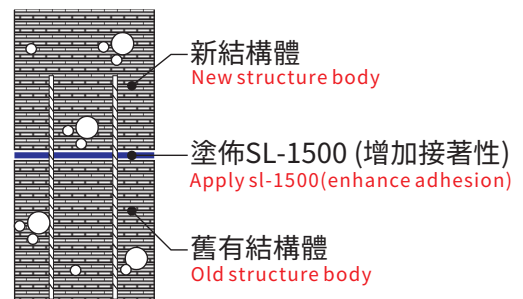
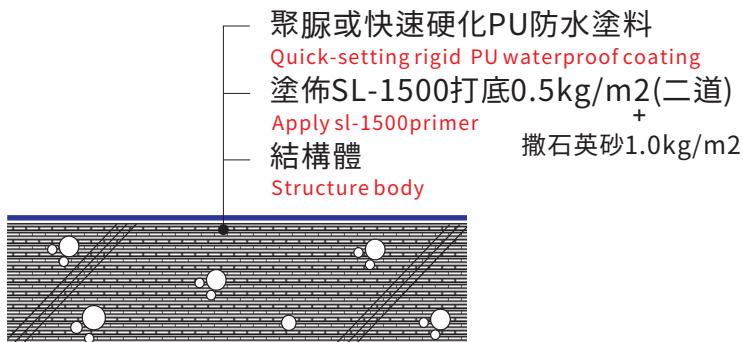
工法 Working Method	一底 one bottom	一底二度 one bottom two coating	RB-5	FRP	止滑.麻面 anti-slip mat finish	鏡面 mirror finish	高低壓 灌注 high low pressure injection
機房 Machine room		●			●	▲	
倉庫 Warehouse		▲			●	▲	
樑柱補強 Pile Strengthening				●			
鋼板防蝕 Steel board Anti-corrosion		●					
車道 Car lane							
新舊接縫 New and old crack	●						
蜂巢補強 Honeycomb Strengthening							●

★ 一般 normal ▲ 尚可 ok ● 建議工法 suggestive working method

『剖面示意圖』 Profile sketch map :

防水層打底

Waterproof material primer

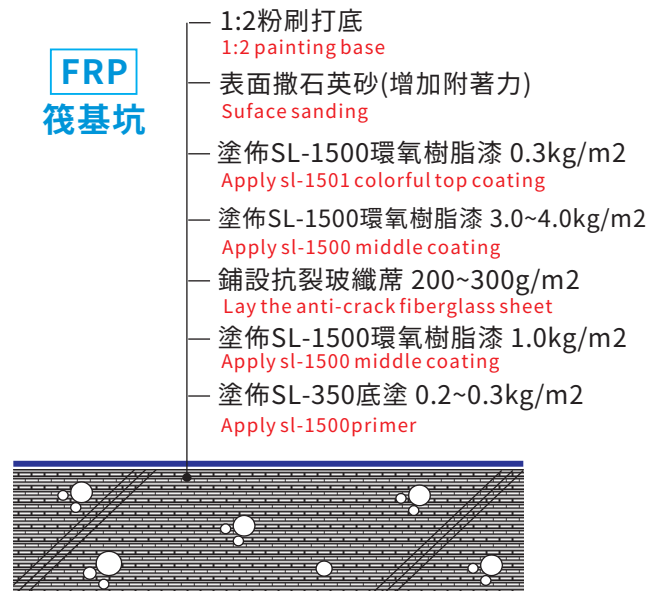
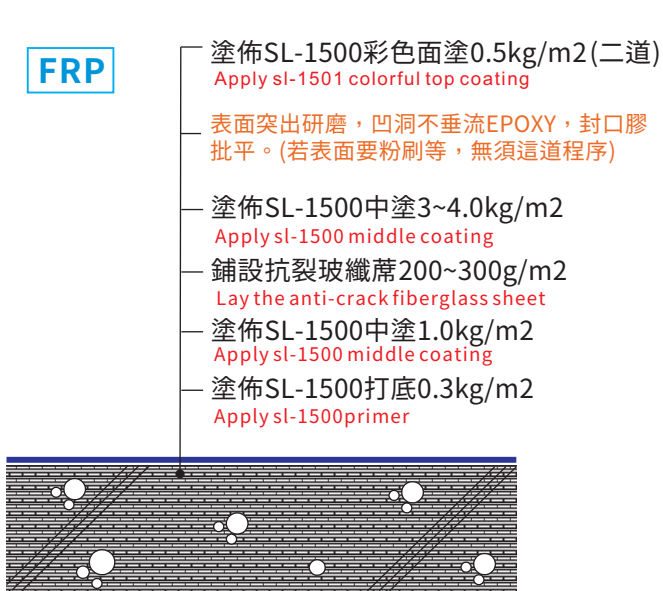


孔洞、蜂巢修補填縫

Holes and honeycombs repair

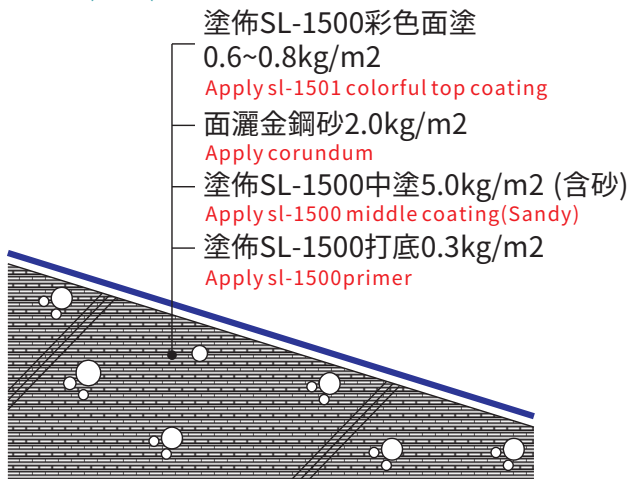


『剖面示意圖』 Profile sketch map :



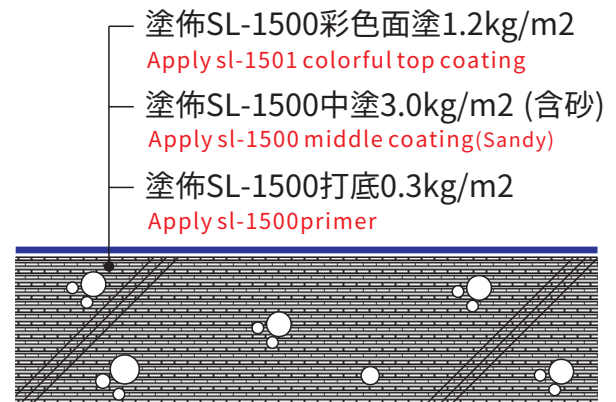
車道(5mm)

Car lane(5mm)



厚塗面(3mm)

Mirror surface(3mm)



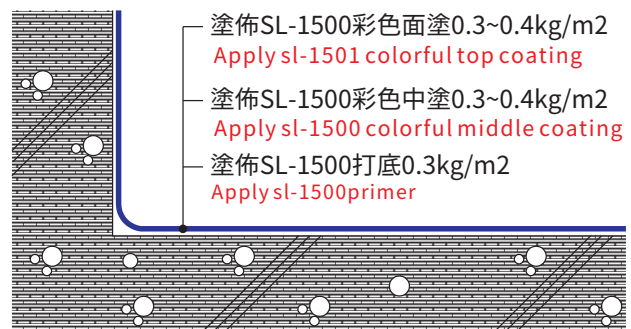
止滑面(3mm)

Anti-slip surface(3mm)



一底二度

One bottom two layer



『施工程序』 Construction Procedure

- ▲ **施工前處理 / Before construction:**
確認表面結構已堅實平整。(須無灰塵、無油漬)
Make sure the surface structure is firm.(without dust grease)
- ▲ **塗佈/ Coating:**
 - ✓ 注意配比為 1 : 1(主劑:硬化劑)。
Proportion 1:1(main agent:hardener)
 - ✓ 將硬化劑先倒半桶在攪拌桶內再加入主劑及硬化劑，主劑和硬化劑混合後，若太濃稠再添加適量的稀釋劑，要當厚塗時不可加入稀釋劑。
Put the hardener into the barrel and then add the main agent. Add adequate water after mixing well. No water is needed when thick coating is applied.
 - ✓ 用攪拌器充分混合均勻，再加入骨材混合攪拌均勻。
Mix well with a stirrer, add the bones and mix well.
 - ✓ 將材料倒在施工面上，使用滾輪、刷子抹刀或用噴塗機施作。
Pour the material on the construction surface and use roller, brush or the spraying machine.
 - ✓ 地坪依厚度決定使用量。
The usage depends on the thickness.

『施工圖』 Construction illustration



1.機械研磨
Machine polishing



2.高壓清洗
High pressure washing



3.週邊地坪修補
Surrounding terrace repair



4.塗佈EPOXY底塗
EPOXY bottom coating



5.塗佈EPOXY中塗
EPOXY middle coating



6.噴灑(石英砂+金剛砂)
Spraying (silicon sand and carborundum)



7.塗佈EPOXY面塗
EPOXY top coating



8.完成面(1)(2)
Finishing layer



『注意事項』 Note

- ! 溫度低於14°C時反應較慢請勿施作。
(When the temperature is low than 14°C the speed of reaction is slow.)
- ! 高於35°C時請勿施作。
(When the temperature is over 35°C, do not use it.)
- ! 避免皮膚與眼睛直接接觸。
(Keep good ventilation in the construction area.)
- ! 請遠離熱、火花、火燄。
(Away from heat, spark, fire...)



! 安全防護注意事項 / Safety and Protection Remark :

- > 施工前材料拌合之周邊需做好保護措施，鋪設防護板及帆布等避免汙染。拌料時需備放置二空桶裝滿清水作為人員清洗之用。另一空桶則為清洗攪拌器具及清洗施作工具之用。
(Protecting measure around the side of material mixing before construction is necessary, protecting boards and canvases laying work is suitable for pollution avoiding. A barrel which clear water is in must while material mixing which is for staff's cleaning. The other barrel with clear water is necessary for cleaning mixing tools or other working tools.)
- > 施工中人員盡量穿帶配置適當防護器具，避免材料進入口舌及禁入眼睛內，如有材料附著於皮膚或眼睛時請先以大量之清水清洗，再行就醫，避免以肥皂水或其他化學藥劑物質清洗傷口或患處。(To avoid materials invasion into mouth or eyes, please wear protecting suit and accouterments while working. If materials attach skin or eyes, please clean it with large sum of clean water, and then go to hospital as soon as possible. Soap water or other chemicals to clean wounded parts on body are not allowed. Do not abandon coating containers causally.)

『包裝及儲存』 Packing and storage



A劑/B劑(30KG/組) 四角鐵桶裝(主劑1:硬化劑1)

A agent/B agent(30KG/set) quadrilateral iron barrel(main agent 1:hardener 1)

Note: 本說明書的內容是建立在於真實準確的數據與理念上，供材料使用者參考，由於無法改變控制施作時天候所造成之材料質變等各種不確定因素，所以我們無法負責保證現場施作所得之結果。請詳閱我方所提供之產品說明，我方銷貨條件及有關聲明和建議，都不可用來違反法律規則或侵犯第三者利益。

The content of this manual is created on real and precise statistics and principles as a reference for material users. As some factors can not be made sure such as material qualitative change by different climates, we are not responsible for the result because of different construction conditions. Please read our product instructions, selling conditions and related statements and suggestions, which are not used to violate law rules or to invade the right and advantage of third party.





專業 · 品質 · 創新 · 服務

台灣盛隆 關係企業

台灣總公司(工程部)

台北市信義區基隆路二段115號11樓
TEL:(02)8732-7555
FAX:(02)8732-6677
EM:SL@shenglong.com.tw
www.shenglong.com.tw

上海分公司

上海松江區新橋鎮榮樂東路28號10號樓5樓
TEL:86-21-5186-0079
FAX:86-21-6806-0355
EM:shengchong@shengchong.cc
www.shenglong.cc

台灣三峽廠(建材部)

辦事處: 新北市三峽區大同路286巷26號之1
工廠: 新北市三峽區紫新路30號
TEL:(02)2668-1234
FAX:(02)8672-6426
EM:sheng.long8@shenglong.com.tw
www.shenglong.com.tw

廣州分公司

廣州市天河區廣州大道北路649號之十A23舖
TEL:86-02-8876-5876 / 86-20-8764-5870
BP:137-2809-1795

北京直營店

北京市豐台區南苑路臨106號(和義五金機電城G區13號)
BP:186 0072 2357

惠州直營店

廣東省惠州市河南岸馬庄金湖路134號
BP:159 1942 1928

成都直營店

成都市金牛區九里堤中路41號
BP:159 8282 2171 / 159 0236 5225

合肥直營店

合肥市瑤海區福海新居D樓114室
BP:136 7551 6543

青島直營店

山東省青島市李滄區書院路226號
BP:186 5321 9395

福州直營店

福州市晉安區珠寶路69號
BP:186 5321 9395

